

Modular Cooking Range Line EVO700 Electric Chip Scuttle

ITEM # _____

MODEL # _____

NAME # _____

SIS # _____

AIA # _____



372086 (Z7CSPDC000)

Electric Chip Scuttle

Short Form Specification

Item No.

Heating via infrared heating elements positioned on the back of the unit. Perforated false bottom GN 1/1 specially shaped for easier food collection. One piece pressed worktop in 1.5 mm thick stainless steel. Easy to use control panel with ON/OFF switch. Exterior panels in stainless steel with Scotch Brite finish. Right-angled side edges to allow flush-fitting junction between units.

Main Features

- Recommended for use next to a fryer to allow excess oil to drip in the well basin.
- Unit to have infrared heating elements positioned on the back of the unit to keep servings warm until ready to be plated and served.
- Well able to contain 1/1 GN container with a maximum height of 150 mm.
- Easy-to-use control panel.
- Unit supplied with a perforated GN 1/1 false bottom specially shaped for easier food collection.
- All major compartments located in front of unit for ease of maintenance.
- Suitable for countertop installation.

Construction

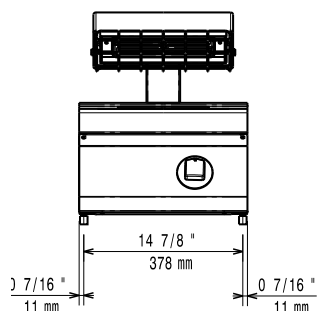
- One piece pressed 1.5 mm work top in Stainless steel.
- All exterior panels in Stainless Steel with Scotch Brite finishing.
- Model has right-angled side edges to allow flush fitting joints between units, eliminating gaps and possible dirt traps.
- IPx4 water protection.

Optional Accessories

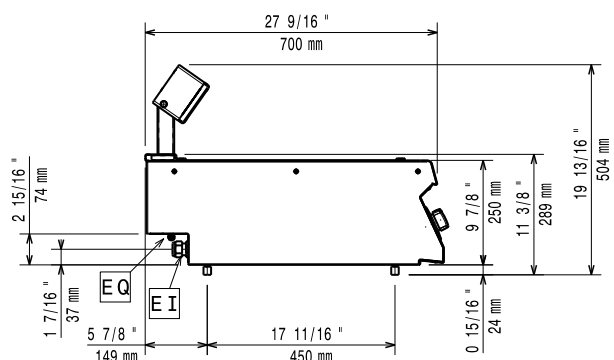
- | | | |
|---|------------|--------------------------|
| • Junction sealing kit | PNC 206086 | <input type="checkbox"/> |
| • Support for bridge type installation, 800 mm | PNC 206137 | <input type="checkbox"/> |
| • Support for bridge type installation, 1000 mm | PNC 206138 | <input type="checkbox"/> |
| • Support for bridge type installation, 1200 mm | PNC 206139 | <input type="checkbox"/> |
| • Support for bridge type installation, 1400 mm | PNC 206140 | <input type="checkbox"/> |
| • Support for bridge type installation, 1600 mm | PNC 206141 | <input type="checkbox"/> |
| • Support for bridge type installation, 400 mm | PNC 206154 | <input type="checkbox"/> |
| • Frontal handrail 400 mm | PNC 206166 | <input type="checkbox"/> |
| • Frontal handrail 800 mm | PNC 206167 | <input type="checkbox"/> |
| • Large handrail (portioning shelf) 400 mm | PNC 206185 | <input type="checkbox"/> |
| • Large handrail (portioning shelf) 800 mm | PNC 206186 | <input type="checkbox"/> |
| • Frontal handrail 1200 mm | PNC 206191 | <input type="checkbox"/> |
| • Frontal handrail 1600 mm | PNC 206192 | <input type="checkbox"/> |
| • Right and left side handrails | PNC 206240 | <input type="checkbox"/> |
| • Chimney upstand, 400 mm | PNC 206303 | <input type="checkbox"/> |
| • 2 side covering panels, height 250 mm, depth 700 mm | PNC 206320 | <input type="checkbox"/> |

APPROVAL: _____

Front

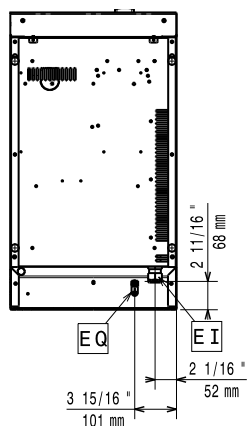


Side



EQ = Electrical inlet (power)

Top



Electric

Supply voltage: 220-230 V/1 ph/50-60 Hz

Predisposed for:

Electrical power, max: 1 kW

Total Watts: 1 kW

Key Information:

If appliance is set up or next to or against temperature sensitive furniture or similar, a safety gap of approximately 150 mm should be maintained or some form of heat insulation fitted.

Usable well dimensions (width): 306 mm

Usable well dimensions (height): 156 mm

Usable well dimensions (depth): 510 mm

Net weight: 20 kg

Shipping weight: 26 kg

Shipping height: 640 mm

Shipping width: 460 mm

Shipping depth: 820 mm

Shipping volume: 0.24 m³

Certification group: ECS7